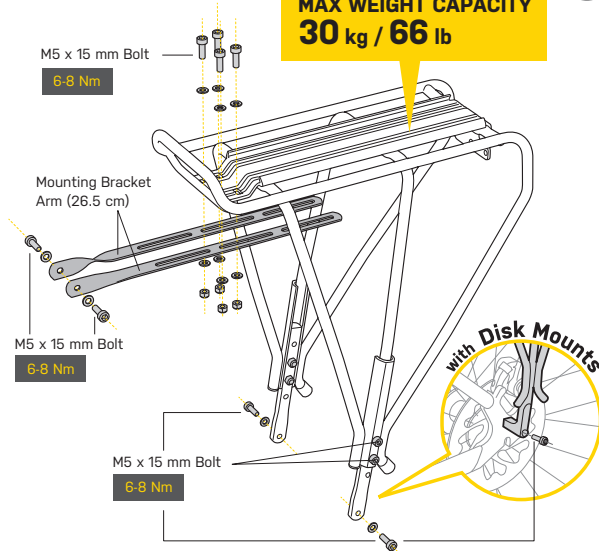
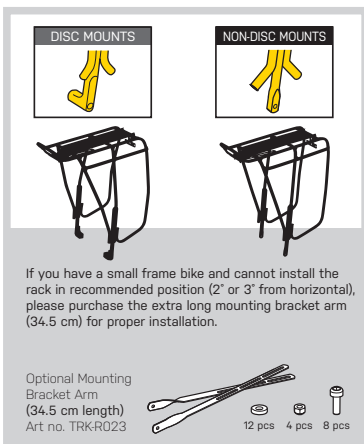




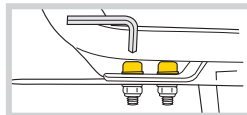
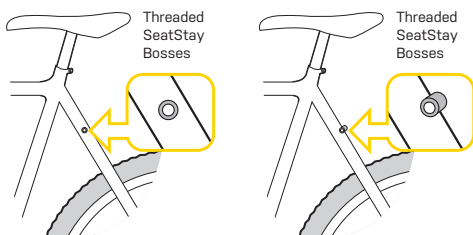
MEETS EN 14872 / ISO 11243

* Tool needed: 4mm, 5mm Allen key

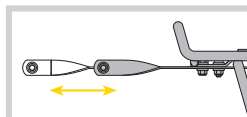
GB

MAX WEIGHT CAPACITY
30 kg / 66 lb

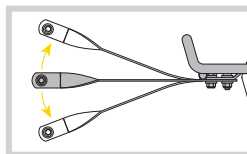
This rack is designed to fit bikes with threaded seatstay bosses. The mounting bracket arms are designed to fit a wide range of bicycles sized from 26" wheel x 14.5" frame to 700C wheel x 63 cm frame.



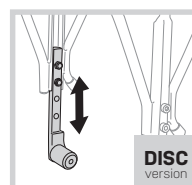
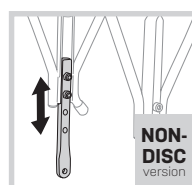
Attach the mounting bracket arms to the front of the rack as shown. Don't tighten completely at this time.



Adjust the length and angle of the mounting bracket arms to a proper position for your bike.

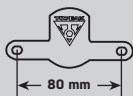
**Recommended****2° or 3° from horizontal**

Adjust rack to your desired angle, and tighten all the screws and nuts.

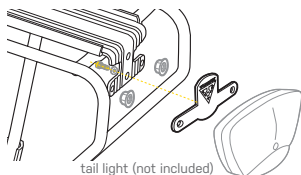
**DISC**
version**NON-DISC**
version**Adjust the length of leg vertically**



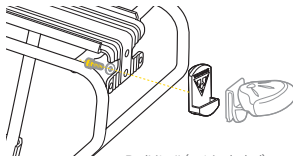
INSTALL TAIL LIGHT ON RACK



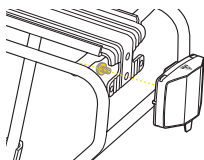
Tail Light Mount is used for mounting rear lights with 80 mm (center to center) mounting holes on the rack.



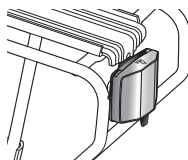
tail light (not included)



RedLite II (not included)



Installation of RedLite Aura



RedLite Aura (not included)

RACK WITH SIDE BARS



Unique shape with side bars for side panniers.

WARNING



with Disk Mounts

Brake Caliper

- When installing the rack, check that the bolts will not interfere with the brake caliper, chain, or cog set before tightening the bolts completely.
- **NEVER exceed maximum loading capacity: 30 kg / 66 lb.**
- DO NOT attempt to use rack as a passenger seat.
- Make no modification to the rack. DO NOT install any child carrier on the rack.
- This rack is not designed to tow any kind of trailer. NEVER attach a trailer to the rack.
- Before each ride, insure rack is properly attached to your frame and there are no loose straps on trunk bag, cargo bag or basket that may interfere with the rear wheel.
- If you mount trunk bag, cargo bag or basket on the rack, make sure the rearward view of the rear reflector or tail light is not blocked.
- NOT compatible with asymmetric rearstay design bike frames.

This rack is designed to work on frames with seatstay rack mounts and threaded dropout eyelets only. Do not use on frame without these fittings for safety reasons.

YES



NO

(no threaded bosses on seatstay)



OPTIONAL ACCESSORIES

RedLite™ Mount



Art no. TC1013

Tail Light Mount



Art no. TC1016

RedLite™ Aura



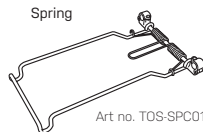
Art no. TMS063

RedLite™ II



Art no. TMS035B (Black)
TMS035W (White)

Spring



Art no. TOS-SPC01

WARRANTY

2-year Warranty: All mechanical components against manufacturer defects only.

Warranty Claim Requirements

To obtain warranty service, you must have your original sales receipt. Items returned without a sales receipt will assume that the warranty begins on the date of manufacture. All warranties will be void if the product is damaged due to user crash, abuse, system alteration, modification, or used in any way not intended as described in this manual.

* The specifications and design are subject to change without notice.

Please contact your Topeak dealer with any questions.
For USA customer service, call: 1-800-250-3068
www.topeak.com